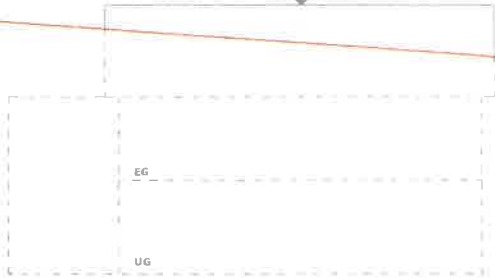


Silcherstr. 33

FH 306,00

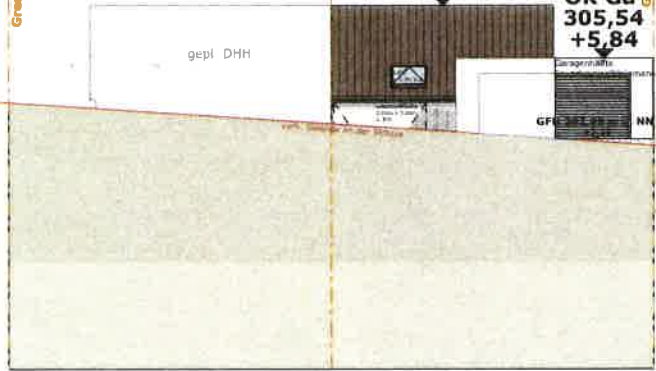


Grenze

Grenze

FH 307,28⁵
+7,58⁵

gepl DHH



OK Ga
305,54
+5,84

Grenze

Grenze

Grenze

Grenze

TH 304,22

Ga Nachbar
FB 300,50

HAUS NR. 42

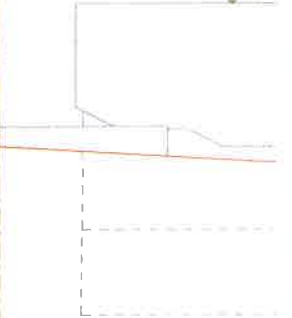
FH 306,60



Grenze

HAUS NR. 40/1

FH ca. 306



Bezugsniveau 288.00m über NN

Strassenabwägung
Nord v. 20.09.19
M 1 : 250